

# APPLICATION NOTE

**Document Title** Analogue Value Readings for TCH-B100

**Date** June 2002

**Version** AP047/ISS1

# APPLICATION NOTE

## TCH-B100 Analogue Value Readings TCH-B100

**This Application Note explains how to read and interpret the analogue values that are displayed on the ASX Programmer.**

The TCH-B100 is a hand held address programmer used to address sensors and wall sounders from the ASX Range.

However, this product can also be used for reading the analogue values of the ASX sensors. Listed below are the sensor types and a range of values that could be displayed on the programmer.

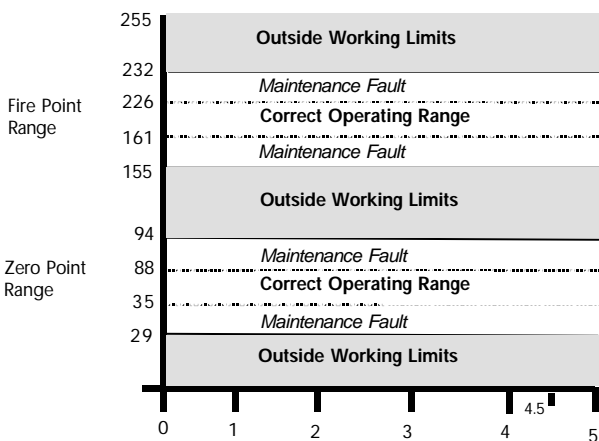
### **ALG-E, AIE-E, ACA-E and ATG-E**

To read the analogue values of the sensor simply clip the sensor onto the programmer, then using the left hand grey button, switch the programmer on, after a few seconds the sensor address should be displayed. If the red button is then operated the analogue value should be displayed, this is constantly updated every second.

The tables below show the typical operating ranges for each type of sensor, (these ranges may vary depending on the Control Panel being used). If the sensor values fall outside of these, then a maintenance fault may be displayed (this is Control Panel dependant as this feature is optional) the sensor will then require cleaning and possibly re-calibration.

*Note:- The TCH-B100 will only read the Zero Point of the sensor*

#### **ALG-E OPERATING RANGES**



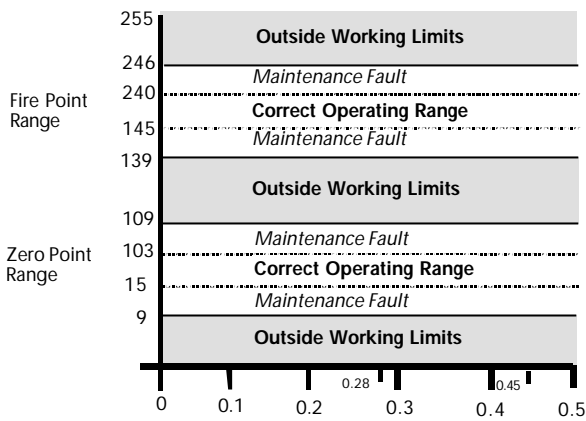
\*Maintenance Faults:- 29~35 88~94 155~161 226~232

Zero Point: - 61 – Typical value from new

Fire Point: - 193 – Typical value from new

\*Note: - These values are Control Panel dependent

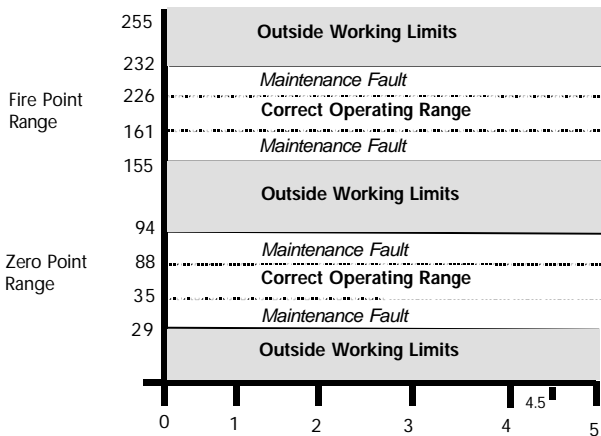
### AIE-E OPERATING RANGES



\*Maintenance Faults: - 9~15 103~109 139~145 240~246\*  
 Zero Point: - 61 – Typical value from new  
 Fire Point: - 193 – Typical value from new

\*Note: - These values are Control Panel dependent

### ACA-E OPERATING RANGES



\*Maintenance Faults:- 29~35 88~94 155~161 226~232\*  
 Zero Point:- 61–Typical value from new  
 Fire Point:- 193

The **ATG-E** analogue value is a direct correlation of the temperature in the room, therefore there is no graph displaying values, as these will vary accordingly. However, from looking at the analogue value being displayed by the programmer the temperature in °C can be calculated using the simple formula below:

$$\text{TEMP DEGREES } ^\circ\text{C} = \left[ \frac{\text{ANALOGUE VALUE ON PROGRAMMER}}{2} \right] - 20$$

Example:-

Value on Programmer is 82:

$$\text{TEMP IN ROOM } ^\circ\text{C} = \left[ \frac{82}{2} \right] - 20 = 21^\circ\text{C}$$



**Hochiki Europe (UK) Ltd**  
**Grosvenor Road, Gillingham Business Park,**  
**Gillingham, Kent, ME8 0SA, England**  
**Telephone: +44(0)1634 260133 Facsimile: +44(0)1634 260132**  
**Email: [sales@hochikieurope.com](mailto:sales@hochikieurope.com)**  
**Web: [www.hochikieurope.com](http://www.hochikieurope.com)**

Hochiki Europe (UK) Ltd. reserves the right to alter the specification of its products from time to time without notice. Although every effort has been made to ensure the accuracy of the information contained within this document it is not warranted or represented by Hochiki Europe (UK) Ltd. to be a complete and up-to-date description. Please check our web site for the latest version of this document.