

APPLICATION NOTE

Document Title Photoelectric Chamber Removal & Replacement

Date August 2000

Version AP0018/ISS 2

APPLICATION NOTE

Photoelectric Chamber Removal & Replacement

This Application Note covers the photoelectric Chamber Removal for the SLR-E, SLK-EN, ALG-E and ACA-E.

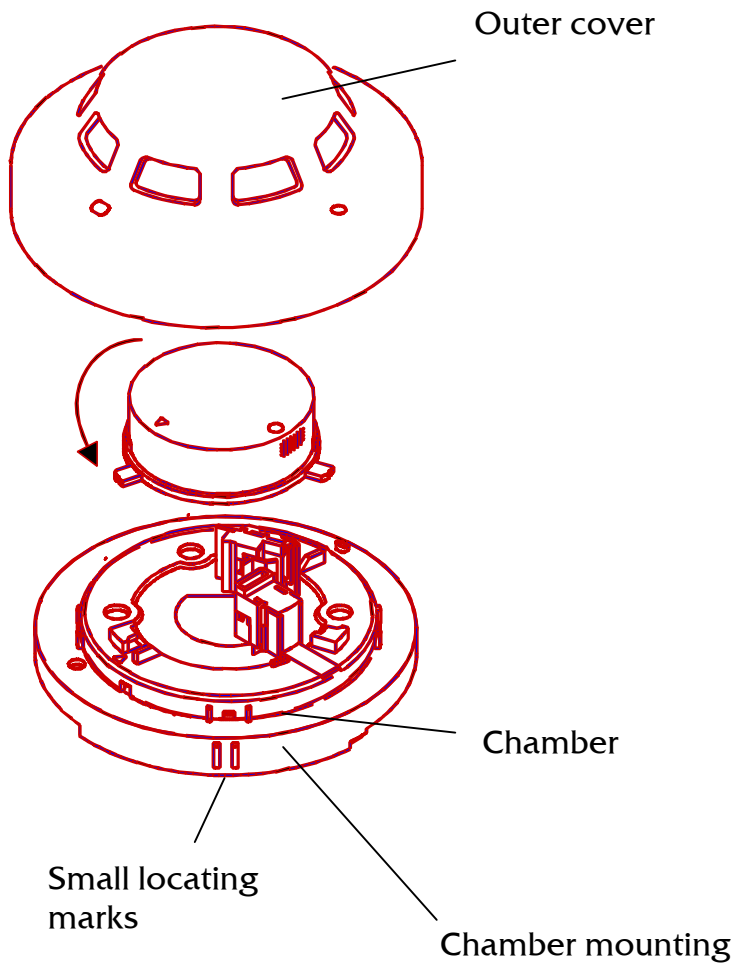
Description

The photoelectric Detectors/Sensors listed above all have removable smoke chambers, these can easily be cleaned or replaced and hence simplify maintenance.

Smoke Chamber Removal

Firstly, the outer cover of the Detector/Sensor needs to be removed using the TSC-A100/ALG outer cover removal tool. When this has been done the smoke chamber should be visible, this can then be removed by turning the chamber anti-clockwise, please refer to Fig. 1.

Fig. 1.

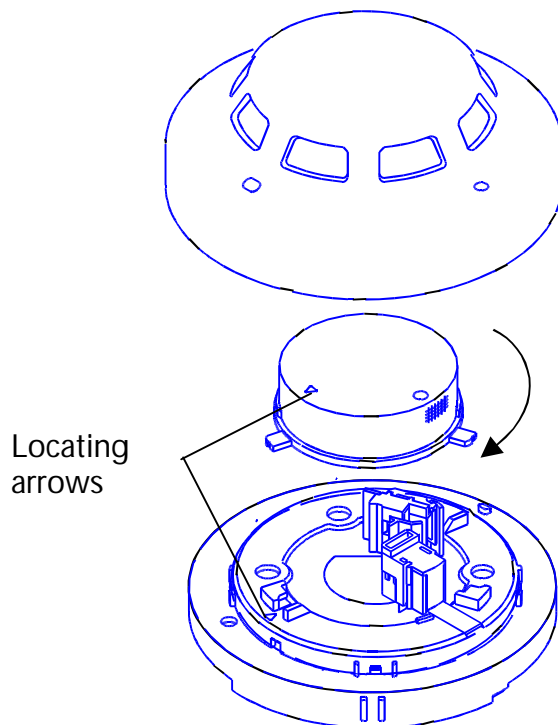


Fitting the new Chamber

Before fitting the new smoke chamber, the chamber mounting plate and optical assembly should be vacuumed carefully. The mounting plate and optical assembly should not be cleaned by brushing or rubbing. If the contamination cannot be removed through vacuuming, then the sensor should be returned to Hochiki Europe for cleaning.

When fitting the new smoke chamber, align the locating arrow on the chamber with the locating arrow on the chamber mounting plate and turn clockwise until the new chamber clicks into place, please refer to Fig. 2.

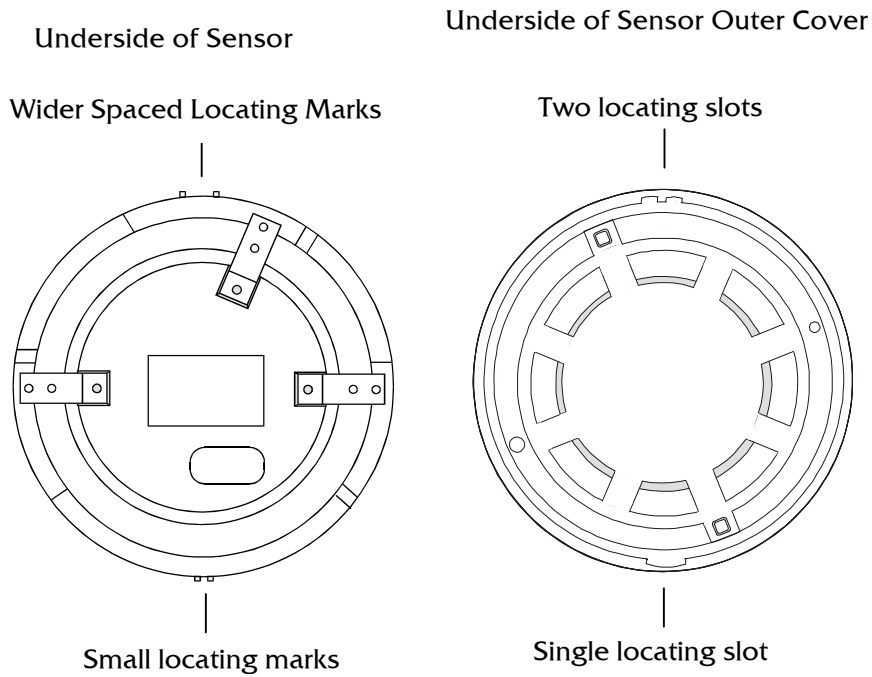
Fig. 2



Fitting the Outer Cover

Once the chamber has been replaced the outer cover needs to be re-fitted. This is achieved by lining up the two wider spaced locating marks with the two locating slots on the outer cover, and the two small locating marks with the single locating slot on the outer cover, the outer cover then needs to be pressed lightly until it clicks into place. The sensor should then fully tested to make sure it is operating correctly, please refer to Fig. 3.

Fig. 3.



Hochiki Europe (UK) Ltd
Grosvenor Road, Gillingham Business Park,
Gillingham, Kent, ME8 0SA, England
Telephone: +44(0)1634 260133 Facsimile: +44(0)1634 260132
Email: sales@hochikieurope.com
Web: www.hochikieurope.com

Hochiki Europe (UK) Ltd. reserves the right to alter the specification of its products from time to time without notice. Although every effort has been made to ensure the accuracy of the information contained within this document it is not warranted or represented by Hochiki Europe (UK) Ltd. to be a complete and up-to-date description. Please check our web site for the latest version of this document.